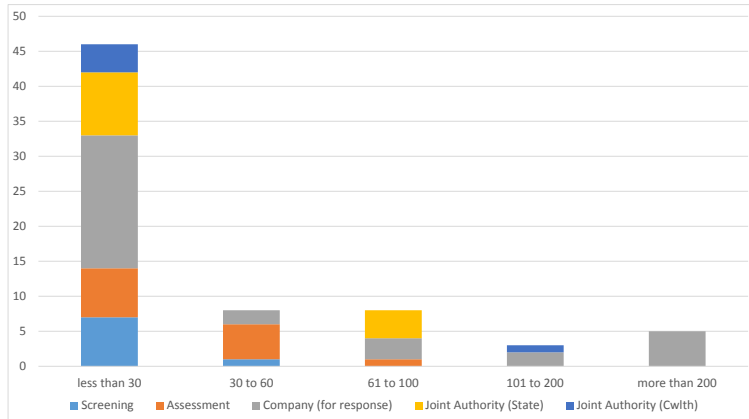


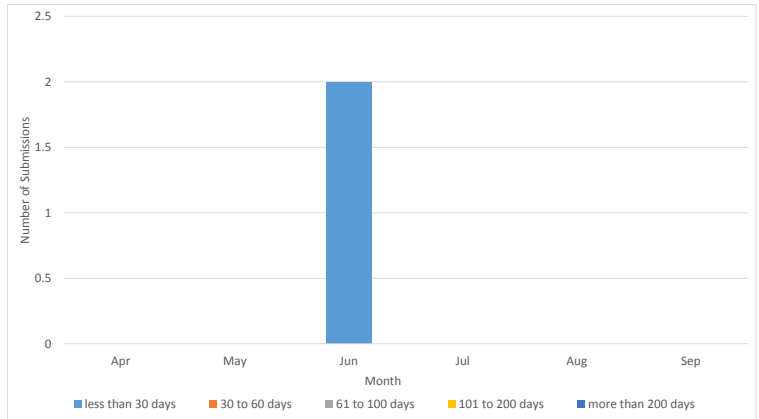
NOPTA Dashboard Report - September 2016

Applications in progress (number of days at current status)#



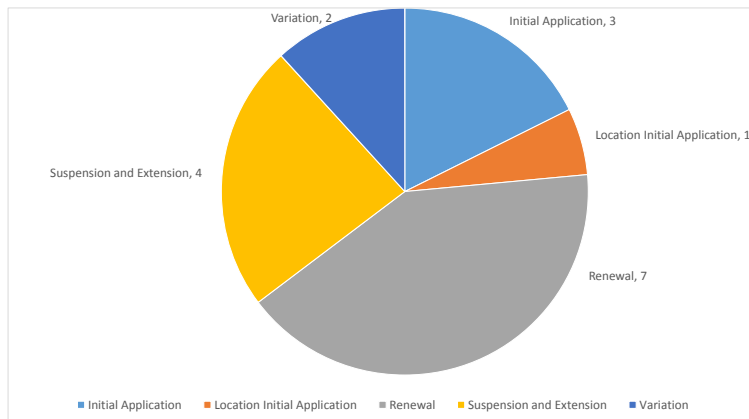
Does not include FDP, RoR or AA Grant Applications

Data submissions outstanding (last six months)



Number of applications with each Joint Authority member

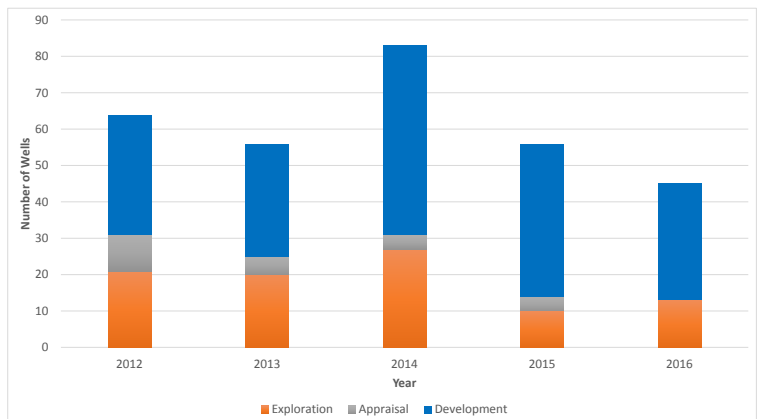
Application Type	Joint Authority (State)	Joint Authority (Cwlth)	Joint Authority Total
Initial Application	3	0	3
Location Initial Application	1	0	1
Renewal	5	2	7
Suspension and Extension	2	2	4
Variation	2	0	2
Total	13	4	17



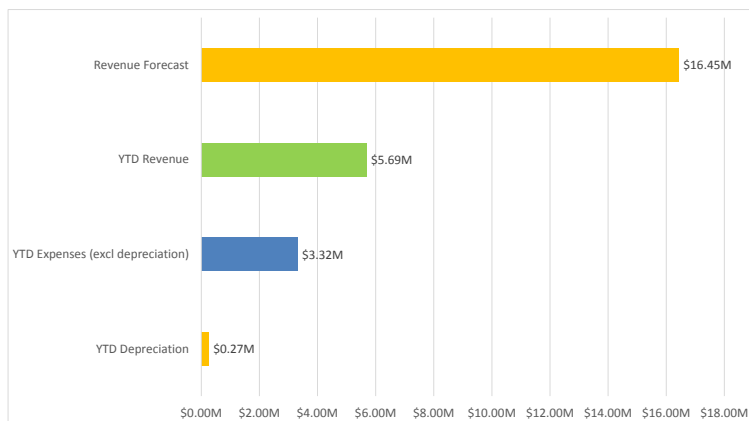
Data submissions outstanding September

Activities	Less than 30	30 to 60	61 to 100	101 to 200	More than 200	Total
All Activities	0	0	0	0	0	0
All Wells	0	0	0	0	0	0
Wells (Basic)	0	0	0	0	0	0
Wells (Interp)	0	0	0	0	0	0
All Surveys	0	0	0	0	0	0
New Surveys (Basic)	0	0	0	0	0	0
New Surveys (Interp)	0	0	0	0	0	0

Wells completed



Finance \$M



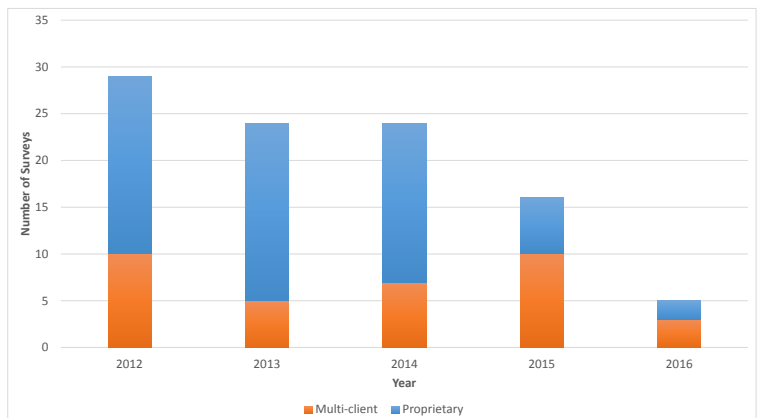
Wells	2014	2015	Apr-16	May-16	Jun-16	Jul-16	Aug-16	Sep-16
Commenced	73	56	1	4	5	2	5	1
In progress	13	10	7	8	10	2	4	6
Suspended	14	25	23	10	11	9	16	11
Completed	83	56	0	7	10	8	3	3

Completed applications

Decision Maker	September 2016 Completed	Complete YTD (Calendar Year)	In progress*
Applications for JA Decision	42	142	65
Applications for TA Decision	18	185	18
Commonwealth Minister (GHG)	0	0	0
Total	60	327	83

* In progress includes applications currently under assessment, with a company for response and JA for decision.

Surveys completed



Surveys	2014	2015	Apr-16	May-16	Jun-16	Jul-16	Aug-16	Sep-16
Commenced	24	15	0	1	1	0	1	0
In progress	4	2	0	1	1	1	1	1
Suspended	1	0	0	0	0	0	0	0
Completed	22	16	1	0	1	0	0	1