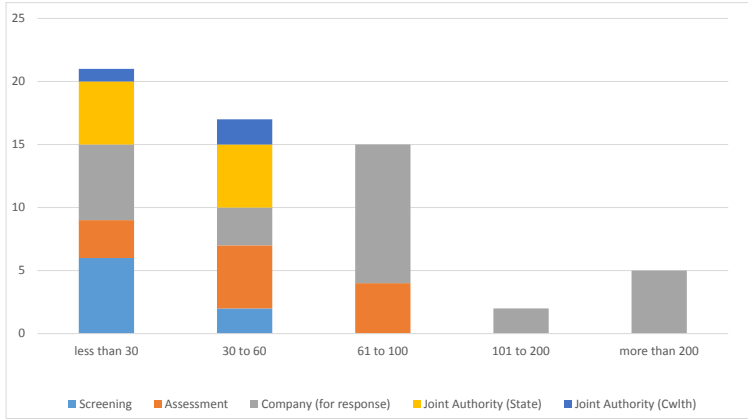


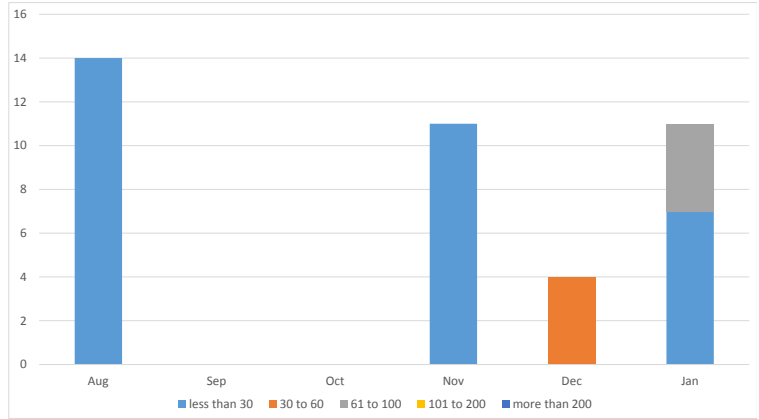
NOPTA Dashboard Report - January 2016

Applications in progress (number of days at current status)#



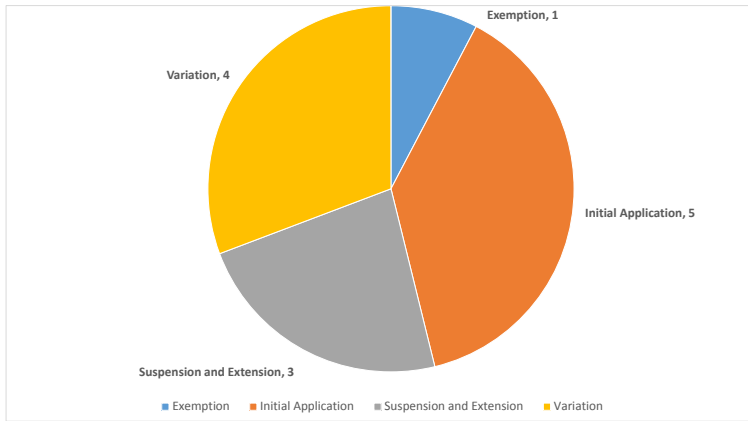
Does not include FDP, RoR or AA Grant Applications

Data submissions outstanding (last six months)



Number of applications with each Joint Authority member

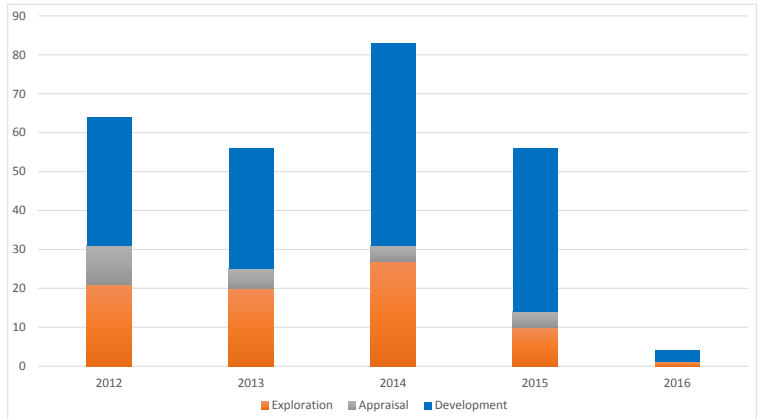
Application Type	Joint Authority (State)	Joint Authority (Cwlth)	Joint Authority Total
Exemption	1	0	1
Initial Application	4	1	5
Suspension & Extension	3	0	3
Variation	2	2	4
Total	10	3	13



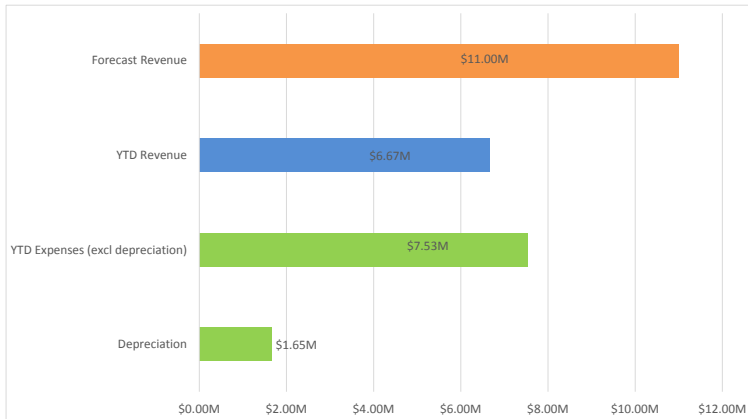
Data submissions outstanding January

Activities	Less than 30	30 to 60	61 to 100	101 to 200	More than 200	Total
All Activities	0	0	0	0	0	0
All Wells	0	0	0	0	0	0
Wells (Basic)	0	0	0	0	0	0
Wells (Interp)	0	0	0	0	0	0
All Surveys	7	0	4	0	0	11
New Surveys (Basic)	7	0	4	0	0	11
New Surveys (Interp)	0	0	0	0	0	0

Wells completed

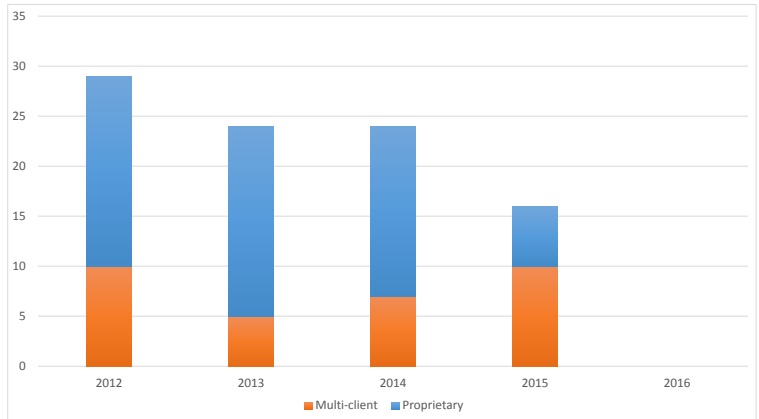


Finance \$M



Wells	2014	2015	Jan-16
Commenced	73	56	7
In progress	13	10	9
Suspended	14	25	28
Completed	83	56	4

Surveys completed



Completed applications

Decision Maker	January 2016 Completed	Complete YTD (Calendar Year)	In progress*
Applications for JA Decision	18	18	73
Applications for TA Decision	7	7	14
Commonwealth Minister (GHG)	0	0	0
Total	25	25	87

* In progress includes applications currently under assessment, with a company for response and JA for decision.

Surveys	2014	2015	Jan-16
Commenced	24	15	0
In progress	4	2	3
Suspended	1	0	0
Completed	22	16	0