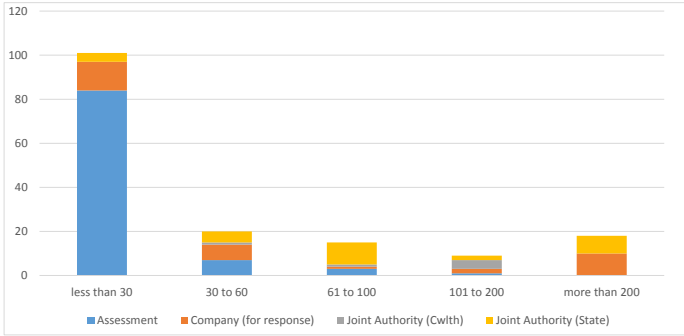


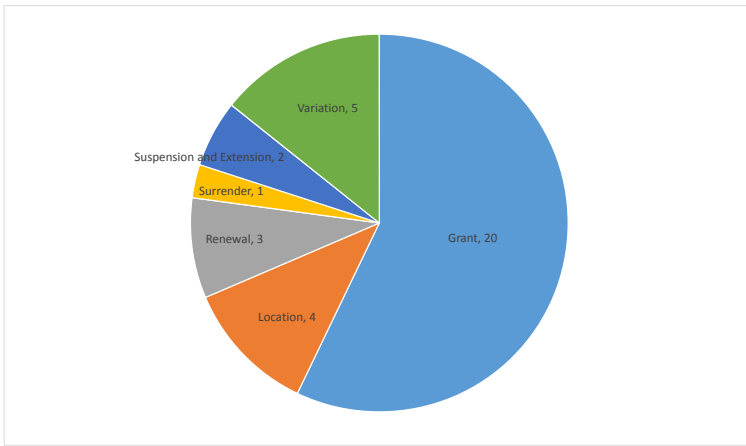
NOPTA Dashboard Report - June 2015

Applications in Progress (Days from date of submission)

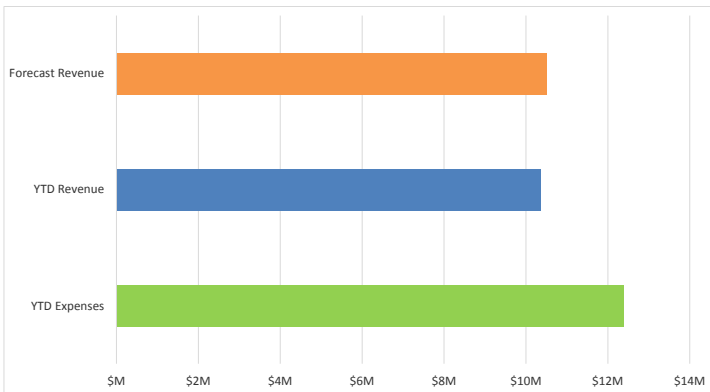


Applications with Joint Authority Members for Decision

Application Type	Joint Authority (State)	Joint Authority (Cwlth)	Joint Authority Total
Grant	16	4	20
Location	3	1	4
Renewal	3	0	3
Surrender	1	0	1
Suspension and Extension	2	0	2
Variation	4	1	5
Total	29	6	35



Finance \$M



Completed Applications

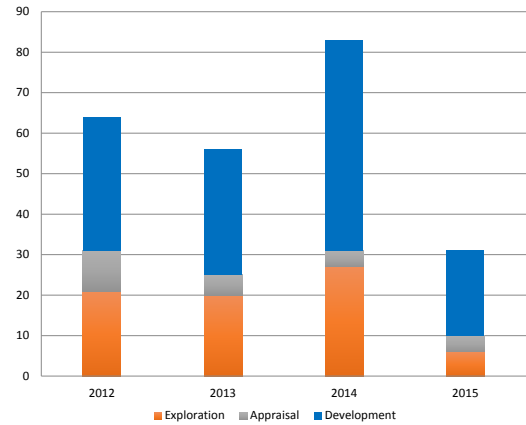
Decision Maker	April 2015 Completed	May 2015 Completed	June 2015 Completed	Completed YTD
Applications for JA Decision	25	24	23	116
Applications for TA Decision	3	16	28	184
Commonwealth Minister (GHG)	0	3	0	3
Total	28	43	51	303

Data Submissions Outstanding June

Activities	Less than 30	30 to 60	61 to 100	101 to 200	more than 200	Total
All Activities	4	0	2	0	0	6
All Wells	0	0	0	0	0	0
Wells (Basic)	0	0	0	0	0	0
Wells (Interp)	0	0	0	0	0	0
All Surveys	4	0	2	0	0	6
New Surveys (Basic)	4	0	0	0	0	4
New Surveys (Interp)	0	0	2	0	0	2

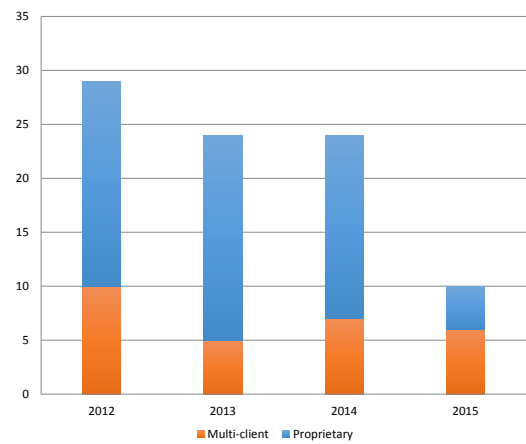
Trend for compliance with data submission requirements is improving.

Wells Completed



Wells	2014	Jan-15	Feb-15	Mar-15	Apr-15	May-15	Jun-15
Commenced	73	2	11	5	7	2	3
In progress	13	10	7	12	18	11	9
Suspended	14	12	10	11	12	21	10
Completed	83	5	5	4	2	1	14

Surveys Completed



Surveys	2014	Jan-15	Feb-15	Mar-15	Apr-15	May-15	Jun-15
Commenced	24	3	0	2	2	1	4
In progress	4	2	5	4	3	2	2
Suspended	1	0	0	0	2	2	1
Completed	22	3	0	1	3	1	3

Data Submissions Outstanding (last six months)

