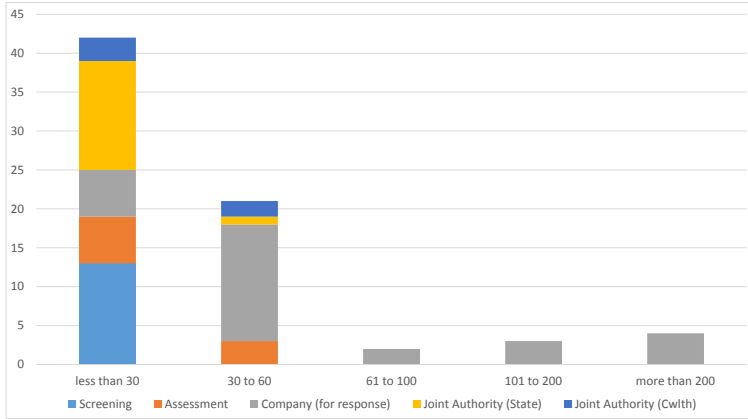


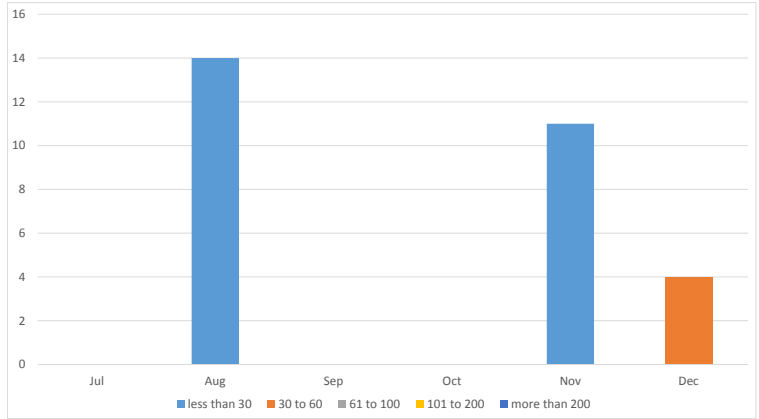
NOPTA Dashboard Report - December 2015

Applications in progress (number of days at current status)#



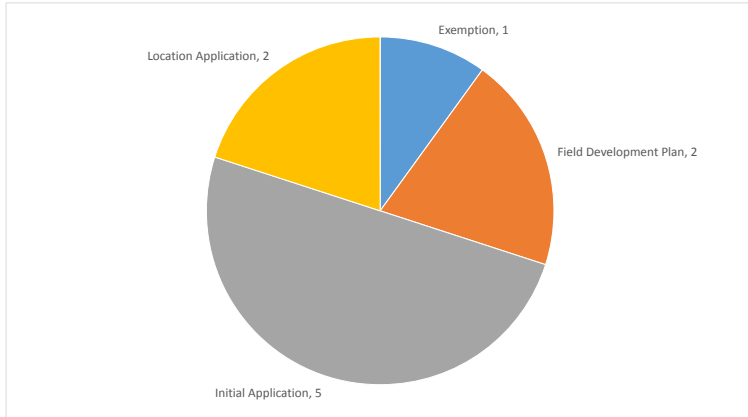
Does not include FDP, RoR or AA Grant Applications

Data submissions outstanding (last six months)



Number of applications with each Joint Authority member

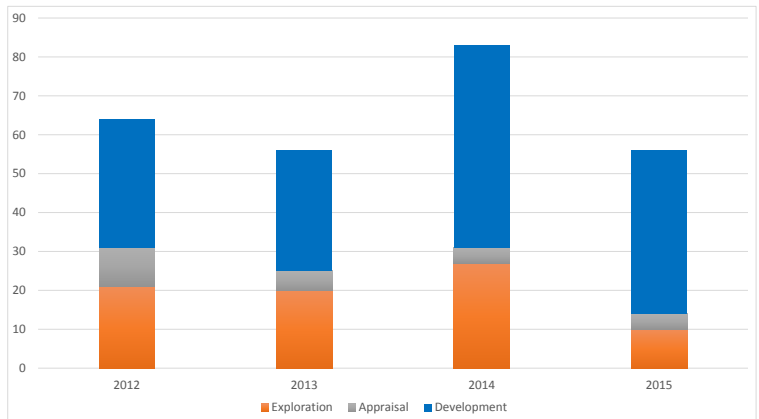
Application Type	Joint Authority (State)	Joint Authority (Cwlth)	Joint Authority Total
Exemption	1	0	1
Field Development Plan	2	0	2
Initial Application	5	0	5
Location Application	2	0	2
Surrender	1	1	2
Suspension	2	0	2
Suspension & Extension	2	1	3
Variation	2	3	5
Total	17	5	22



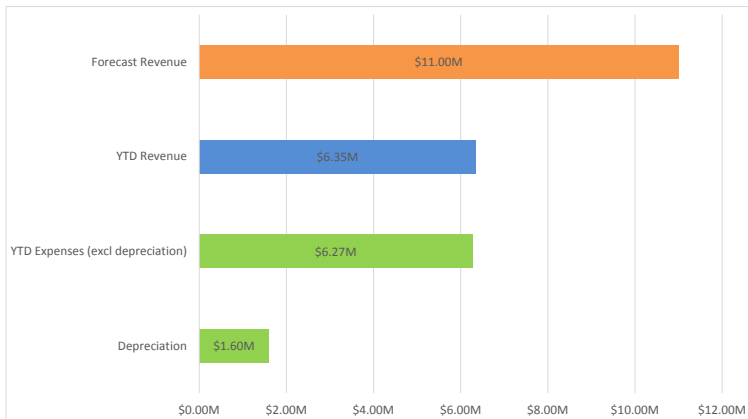
Data submissions outstanding December

Activities	Less than 30	30 to 60	61 to 100	101 to 200	More than 200	Total
All Activities	0	4	0	0	0	4
All Wells	0	0	0	0	0	0
Wells (Basic)	0	0	0	0	0	0
Wells (Interp)	0	0	0	0	0	0
All Surveys	0	4	0	0	0	4
New Surveys (Basic)	0	4	0	0	0	4
New Surveys (Interp)	0	0	0	0	0	0

Wells completed



Finance \$M

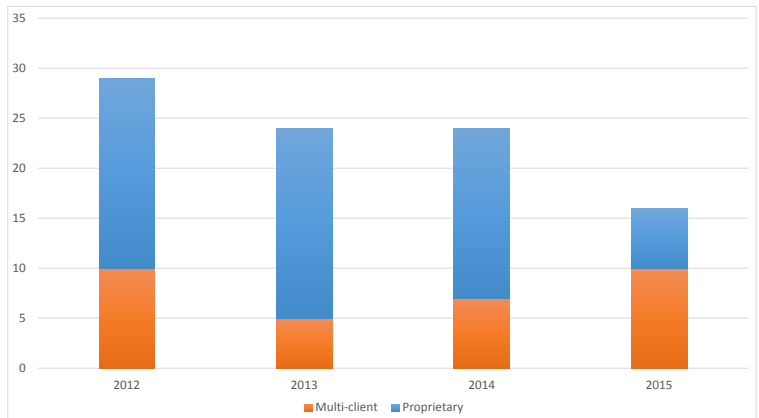


Completed applications

Decision Maker	December 2015 Completed	Complete YTD (Calendar Year)	In progress*
Applications for JA Decision	18	298	84
Applications for TA Decision	6	333	18
Commonwealth Minister (GHG)	0	3	0
Total	24	634	102

* In progress includes applications currently under assessment, with a company for response and JA for decision.

Surveys completed



Surveys	2014	Jul-15	Aug-15	Sep-15	Oct-15	Nov-15	Dec-15
Commenced	24	2	0	0	0	2	1
In progress	4	2	2	2	2	0	2
Suspended	1	2	2	0	0	0	0
Completed	22	3	0	1	1	1	0